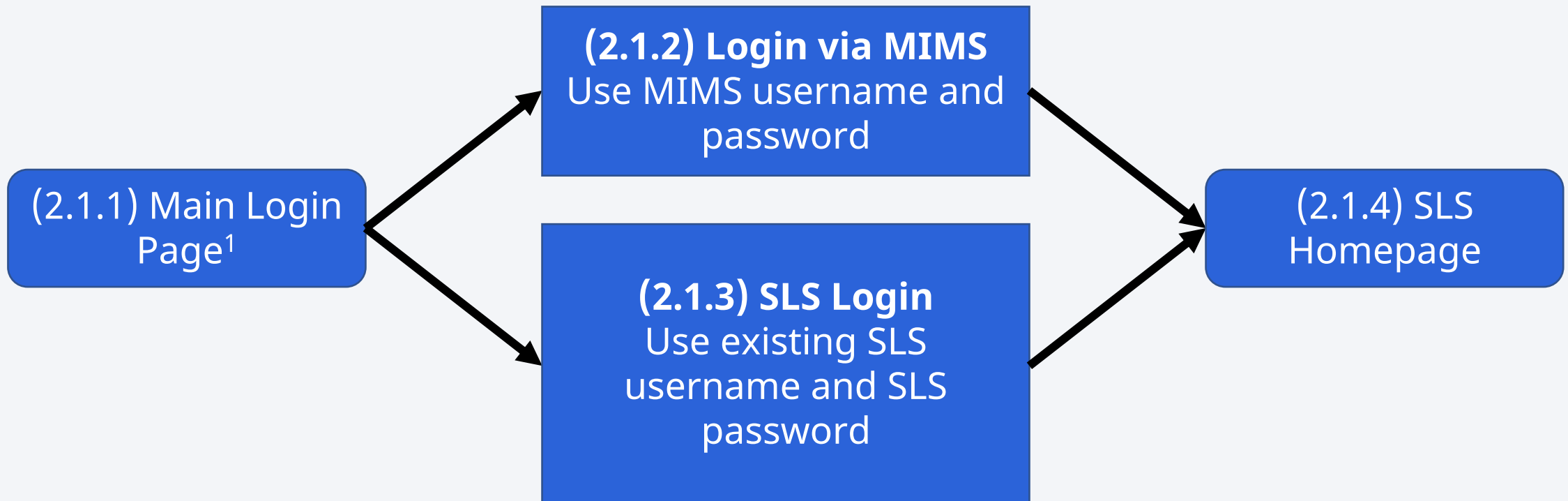


2. Updated Login Procedure

2. Updated Login Procedure

2.1 Updated Login Procedure (Summary)

MIMS password reset by MIMS Admin in the MIMS Portal

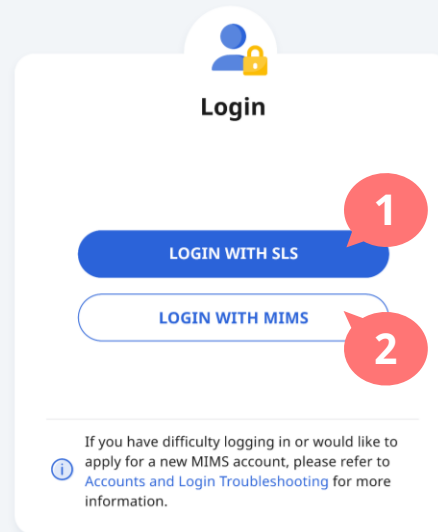


SLS password reset by SLS School Admins or teachers in SLS

¹The URL for the main login page remains as <https://vle.learning.moe.edu.sg>.

2. Updated Login Procedure

2.1.1 Main Login Page



1. Login with SLS

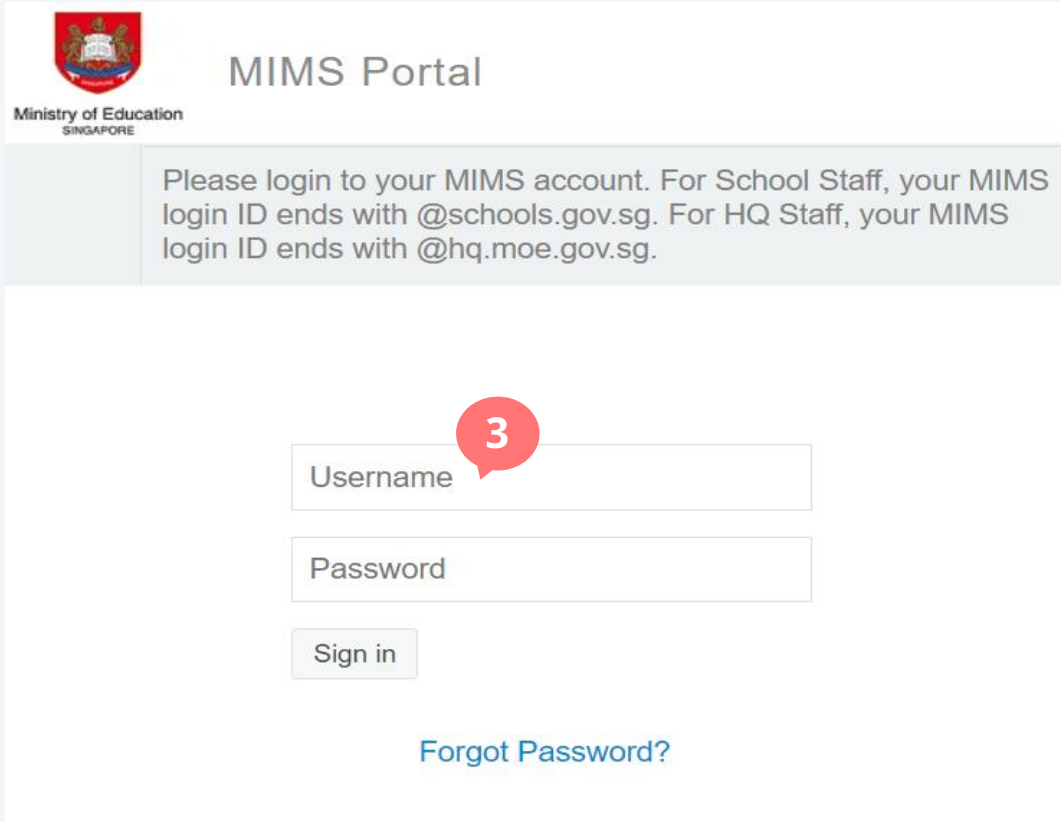
Click on this button to access the existing SLS login page.


2. Login with MIMS

Click on this button to log in via MIMS.

2. Updated Login Procedure

2.1.2 Login via MIMS



 MIMS Portal
Ministry of Education
SINGAPORE

Please login to your MIMS account. For School Staff, your MIMS login ID ends with @schools.gov.sg. For HQ Staff, your MIMS login ID ends with @hq.moe.gov.sg.

Username 3

Password

Sign in

[Forgot Password?](#)

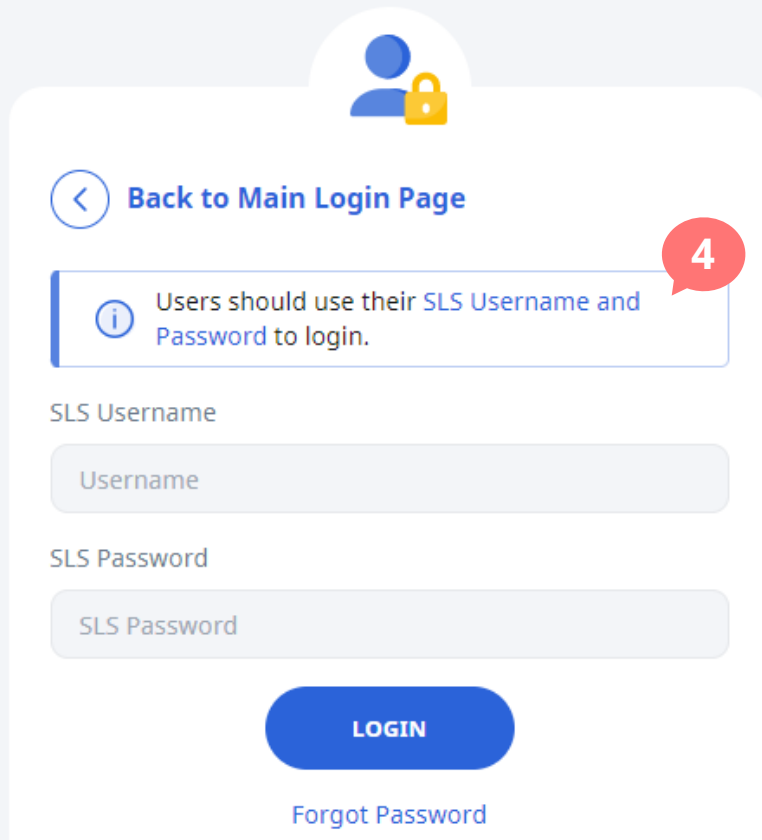
3. Logging in via MIMS


Enter the MIMS username¹ and password, then click “Sign in”.

¹For staff, the MIMS username ends with @schools.gov.sg. For students, the MIMS username is the same as the Student iCON email address, ending with @students.edu.sg


2. Updated Login Procedure

2.1.3 SLS Login





[← Back to Main Login Page](#)

 Users should use their **SLS Username and Password** to login.

SLS Username

SLS Password

LOGIN

[Forgot Password](#)

4. SLS Login

When using this login option, enter the **existing SLS username and password**, then click “Login”.

2. Updated Login Procedure

2.1.4 SLS Homepage

The screenshot shows the SLS Singapore Student Learning Space homepage. At the top, there is a dark blue header with the SLS logo and the text "SINGAPORE Student Learning Space". Below the header, a welcome message reads "Welcome back, Joel Toh!". Three main action buttons are displayed: "Create New Lesson or Course" (blue), "Community Gallery" (teal), and "Create New Announcement" (yellow). Below these buttons is a white card with two tabs: "Class Groups" (selected) and "Assignments". Under the "Class Groups" tab, there is a message: "To pin or unpin Class Groups, go to your Class Groups page." Below this message is a card for "SE1-LIT(E)-1 LITERATURE(E)" with a sub-label "LITERATURE(E) - LIT(E)" and a pin icon. Below the card is a notification: "YOU HAVE ASSIGNMENTS DUE SOON." At the bottom left of the card, there is a blue button that says "Help us improve" with a smiley face icon.

5. Successful Sign-in

Upon successful sign-in, users will be brought to the SLS homepage.